

PH: 877-252-7548 (OUTSIDE N. AMERICA: 585-442-5245)
FAX: 585-442-4022 EMAIL: info@protectedimages.com

CHECK ONE:	
<input type="checkbox"/> Internet Order #	_____
<input type="checkbox"/> Faxed Direct	_____

COMPANY NAME _____ PHONE NO.: _____
CONTACT NAME _____ FAX NO.: _____
STREET ADDRESS _____ EMAIL: _____
TOWN/CITY _____ STATE/PROVINCE: _____
COUNTRY _____ ZIP CODE/MAIL CODE: _____
TODAY'S DATE _____

CUSTOM SIGNATURE PLATE/SADDLE ORDER FORM

NOTE: Fill out one form for each plate or set of plates that you order.

1. Manufacturer of equipment _____ 2. Model No. _____


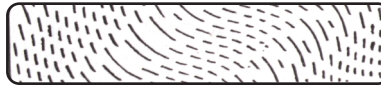
3. Number of signature plates/saddles needed _____

4. Number of signatures on each plate _____

5. Background preference:
 No background or border

FINGER PRINT

DOT



6. Titles or limit line included: YES NO
(include in #9 below)

7. Logo included: YES NO (Fax in ENLARGED version of this artwork,
or email a .pdf or .jpg of this logo to info@protectedimages.com)

8. Signature samples: Print name(s) and sign in the spaces provided. Check () signature preference in the left corner box.

PRINT NAME HERE

PRINT NAME HERE


PRINT NAME HERE

SIGNATURE (TOP OR SINGLE)

SIGNATURE (MIDDLE)

SIGNATURE (BOTTOM)

9. **IMPORTANT!** In adjacent box illustrate the exact arrangement of signature(s) as they are to appear. If logos, titles, or phrase line are desired, insert in the appropriate location.



10. Mounting Option: Regular (checks inserted into machine as you would read them) or,
Reverse (checks inserted into the machine upside down)

Check if RUSH processing is needed. Additional charges will apply.

Speed up your order: Fax to 585-442-4022 or scan in this order form and email to info@protectedimages.com
When emailing this form, it *must* be in .pdf, .jpg or .doc format.